

AA tanks

PERFORMANCE

TYPE: **WESS-VENT**
AIR & DIRT SEPARATOR

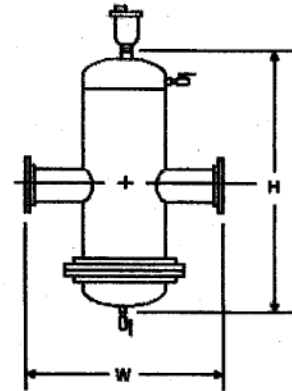
MODELS: **STANDARD & HIGH VELOCITY**
PERFORMANCE SHEET No. WVA-111 Date: 8/04

DESCRIPTION

AA tanks WVA-series Air & Dirt Separators are designed to eliminate entrained air and separate debris associated with start-up and maintenance of any hydronic system. The design incorporates a skim valve, used to eliminate floating debris, a removable end cover for coalescing medium access, and an air vent to automatically release air from the separator. The design and construction conforms to ASME Section VIII, Div.1

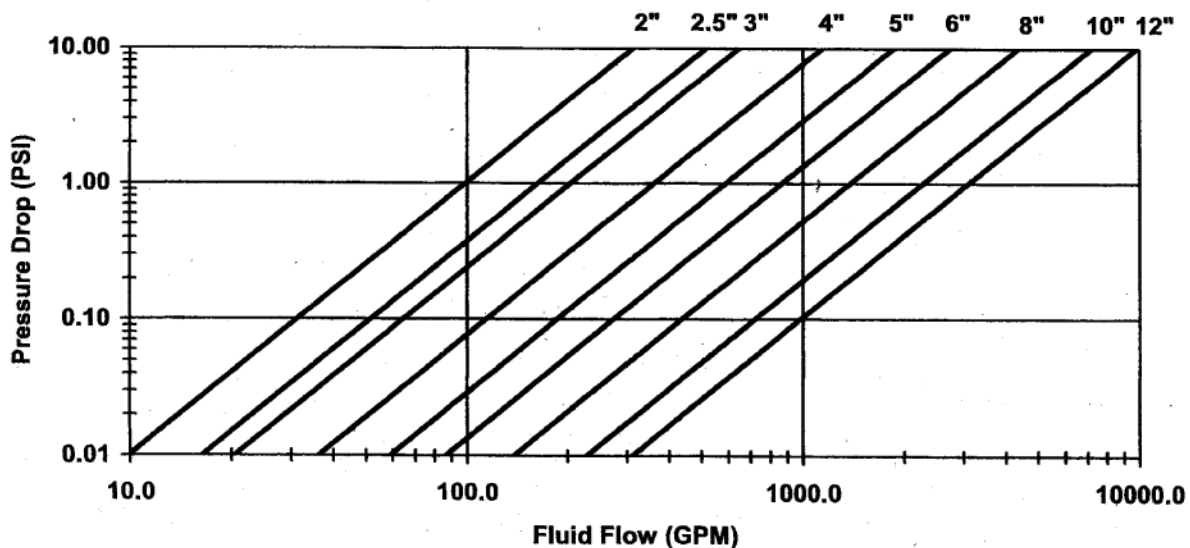
SELECTION DATA

Model	Pipe Size	Width	Standard Height	HV Height	Standard GPM	HV GPM	CV Rating
WVA-2	2	15 1/4	23	33	46	105	99
WVA-2.5	2 1/2	15 3/4	23	33	72	155	163
WVA-3	3	20 1/4	29	42	96	225	204
WVA-4	4	20 5/8	29	42	170	405	361
WVA-5	5	27 3/4	39	59	265	630	588
WVA-6	6	27 3/4	39	59	380	910	864
WVA-8	8	33 5/8	49	75	630	1610	1378
WVA-10	10	37 1/2	65	92	960	2450	2268
WVA-12	12	42 1/2	76	110	1400	3500	3095



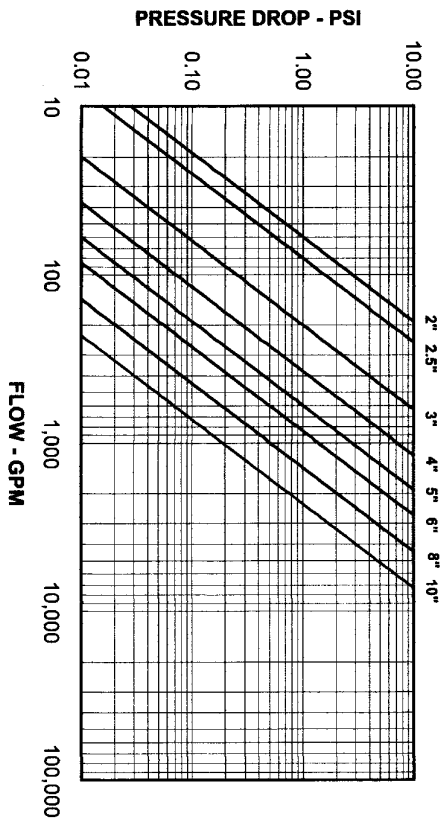
Wess-Vent standard capacity based on 0.21 psi drop at 4 fps flow velocity
Wess-Vent HV capacity based on 1.2 psi drop at 10 fps flow velocity

WESS-VENT AIR & DIRT SEPARATOR Flow/Pressure Performance Data

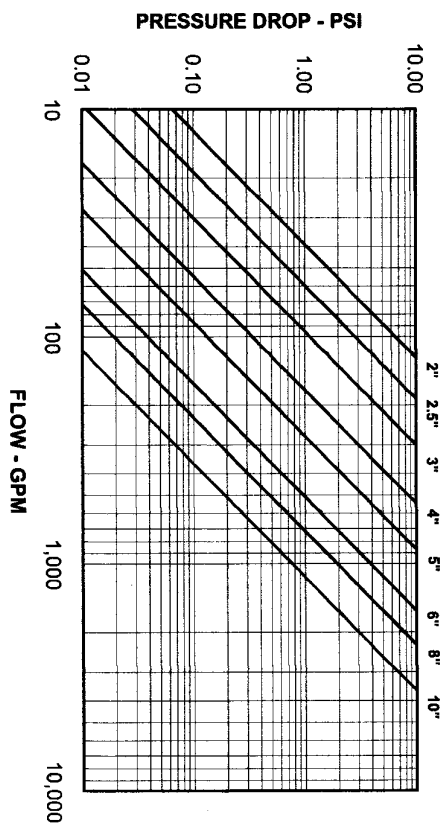


- AIR SEPARATOR PRESSURE DROP CURVES

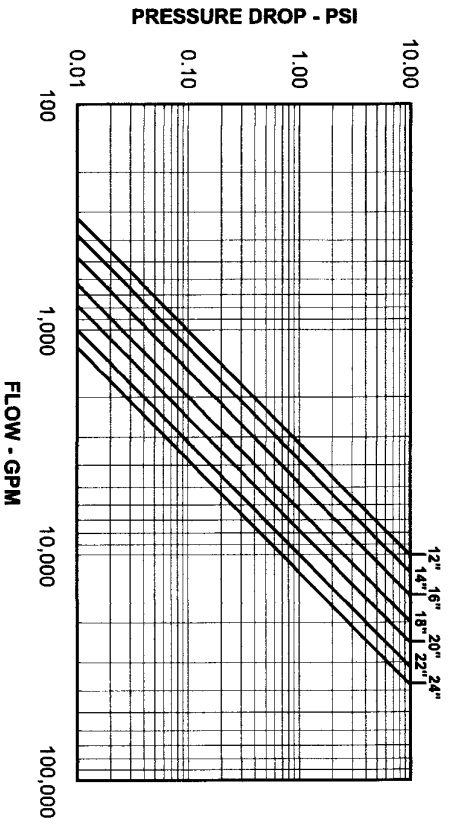
SPA (LESS STRAINER)- FLOW PERFORMANCE



SPA (WITH STRAINER)- FLOW PERFORMANCE



SPA (LESS STRAINER)- FLOW PERFORMANCE



SPA (WITH STRAINER)- FLOW PERFORMANCE

