



SUBMITTAL

**TYPE: CUSTOM ASME HYDRO-PNEUMATIC
TANK REFERENCE CHART
MODELS: 24PA4 THRU 72PA24**

Date: July, 2012

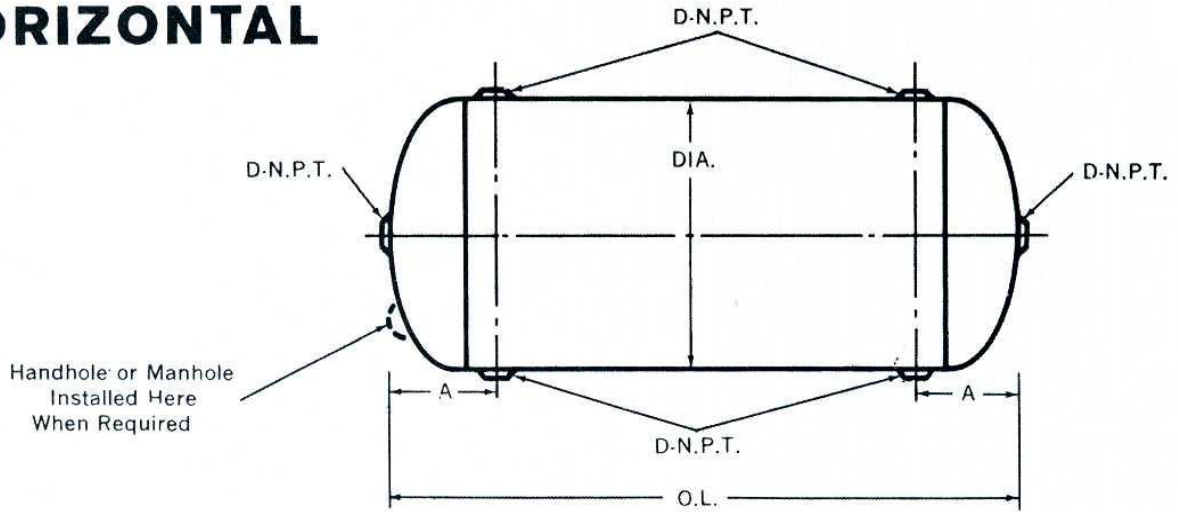
ASME HYDRO-PNEUMATIC TANK DATA

PART NO. ASME	NOMINAL GALLONS	ACTUAL GALLONS	SIZES AND DIMENSIONS (INCHES)											
			DIA	OAL	A	B	C	D	E	F	G	H	J	L
24PA4	94	84	24	48	12	12	7	18	3	4	8	12	1 ½	1
24PA5	118	108	24	60	12	18	7	18	3	4	8	12	1 ½	1
24PA6	141	131	24	72	12	24	7	18	3	4	8	12	1 ½	1
24PA8	188	178	24	96	12	36	7	18	3	4	8	12	1 ½	1
24PA10	235	225	24	120	12	48	7	18	3	4	8	12	1 ½	1
30PA4	147	133	30	48	13	11	7	24	3	4	11	12	2	1
30PA5	184	170	30	60	13	17	7	24	4	5	11	12	2	1
30PA6	220	206	30	72	13	23	7	24	4	5	11	12	2	1
30PA7	257	243	30	84	13	29	7	24	4	5	11	12	2	1
30PA8	294	280	30	96	13	35	7	24	4	5	11	12	2	1
30PA10	367	353	30	120	13	47	7	24	4	5	11	12	2	1
36PA5	265	243	36	60	14	16	7	30	4	5	12	18	2	1 ½
36PA6	318	296	36	72	14	22	7	30	4	5	12	18	2	1 ½
36PA7	370	348	36	84	14	28	7	30	4	5	12	18	2	1 ½
36PA8	423	401	36	96	14	34	7	30	4	5	12	18	2	1 ½
36PA10	529	507	36	120	14	46	7	30	4	5	12	18	2	1 ½
42PA6	432	390	42	72	18	18	7	36	4	5	14	24	2	1 ½
42PA7	504	462	42	84	18	24	7	36	4	5	14	24	2	1 ½
42PA8	576	534	42	96	18	30	7	36	4	5	14	24	2	1 ½
42PA10	720	678	42	120	18	42	7	36	4	5	14	24	2	1 ½
42PA12	864	822	42	144	18	54	7	36	4	5	14	24	2	1 ½
42PA14	1008	966	42	168	18	66	7	36	4	5	14	24	2	1 ½
42PA16	1152	1110	42	192	18	78	7	36	4	5	14	24	2	1 ½
48PA7	658	595	48	84	18	24	9	42	6	7	14	24	3	2
48PA8	752	689	48	96	18	30	9	42	6	7	14	24	3	2
48PA10	940	877	48	120	18	42	9	42	6	7	14	24	3	2
48PA12	1128	1065	48	144	18	54	9	42	6	7	14	24	3	2
48PA14	1315	1252	48	168	18	66	9	42	6	7	14	24	3	2
48PA16	1503	1440	48	192	18	78	9	42	6	7	14	24	3	2
48PA20	1879	1816	48	240	18	102	9	42	6	7	14	24	3	2
54PA8	951	881	54	96	18	30	9	48	6	7	14	24	3	2
54PA10	1189	1119	54	120	18	42	9	48	6	7	14	24	3	2
54PA12	1427	1357	54	144	18	54	9	48	6	7	14	24	3	2
54PA14	1665	1595	54	168	18	66	9	48	6	7	14	24	3	2
54PA16	1903	1833	54	192	18	78	9	48	6	7	14	24	3	2
54PA18	2141	2071	54	216	18	90	9	48	6	7	14	24	3	2
54PA20	2378	2308	54	240	18	102	9	48	6	7	14	24	3	2
60PA10	1469	1373	60	120	18	42	9	54	6	7	14	24	3	2 ½
60PA12	1763	1667	60	144	18	54	9	54	6	7	14	24	3	2 ½
60PA14	2056	1960	60	168	18	66	9	54	6	7	14	24	3	2 ½
60PA16	2350	2254	60	192	18	78	9	54	6	7	14	24	3	2 ½
60PA18	2644	2548	60	216	18	90	9	54	6	7	14	24	3	2 ½
60PA20	2938	2842	60	240	18	102	9	54	6	7	14	24	3	2 ½
72PA10	2115	1974	72	120	24	39	9	66	6	8	14	24	4	2 ½
72PA12	2538	2397	72	144	24	48	9	66	6	8	14	24	4	2 ½
72PA14	2961	2820	72	168	24	60	9	66	6	8	14	24	4	2 ½
72PA16	3384	3243	72	192	24	72	9	66	6	8	14	24	4	2 ½
72PA18	3807	3666	72	216	24	84	9	66	6	8	14	24	4	2 ½
72PA20	4230	4089	72	240	24	96	9	66	6	8	14	24	4	2 ½
72PA24	5076	4935	72	288	24	108	9	66	6	8	14	24	4	2 ½

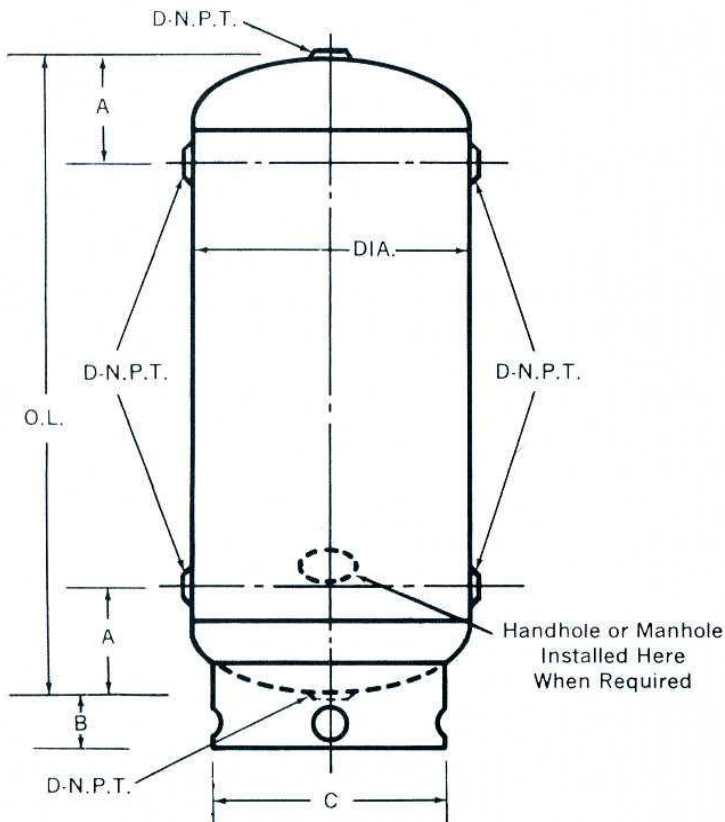
Specification subject to change without notice.

All dimensions for reference only unless certified.

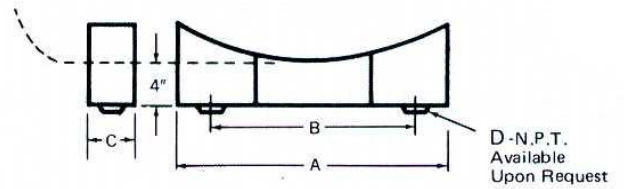
HORIZONTAL



VERTICAL

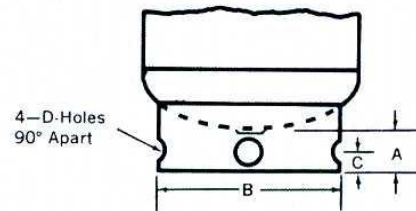


TANK SADDLE DATA



TANK DIAMETER		24	30	36	42	48	54	60	72
A		17	21	25	29	34	38	42	50
B		13	17	21	24	29	33	37	45
C		4	5	5	6	6	6	6	6
D		2	2½	2½	3	3	3	3	3

BASE RING DATA



TANK DIAMETER		24	30	36	42	48	54	60	72
A		7	7	7	7	9	9	9	9
B		18	24	30	36	42	48	54	66
C		3	3	3	3	3	3	3½	3½
D		4	4	4	4	4	4	5	5